


- ◆ Integrates Wireless Bands
- ◆ 50 dB Input Isolation
- ◆ 250 W/port Avg. Power
- ◆ Minimal RF Insertion Loss
- ◆ Rugged, High Reliability,
- ◆ Low Passive IM., PIM
- ◆ Indoor & Outdoor Models
- ◆ RoHS compliant



Microlab Model BK-20 series is a Diplexer which allows combination and separation of the signals in 694 - 960 MHz and the 1710 - 2170 wireless bands. To minimize band inter-reaction, the inputs are well isolated and have minimal insertion loss over their respective frequency bands. Attention to mechanical design ensures low passive intermodulation.

The Diplexer has been designed using passive, proprietary techniques which minimizes cost and size. At the same time it ensures minimal loss and very high reliability at input powers up to 250W per input.

DC Blocks may be added and through holes are provided for mounting to a surface. Spacers are available for single and also dual unit mounting for up and down link applications (see below).

Model Numbers Indoor	Outdoor	Connectors (female)	Wt. nom. lb (kg)
BK-20D	BK-20DP	7-16	3.3 (1.5)
BK-20N	BK-20NP	N	3.2 (1.45)
BK-20E	BK-20EP	4.3-10	3.6 (1.63)

Frequency Bands:

Port 1 - Port 3: 694 to 960 MHz
Port 2 - Port 3: 1,710 to 2,170 MHz

P1:P2 Isolation:

>50 dB in band

VSWR, all ports:

1.25:1 max.

(for 1.12:1 max., see BK-40 ser.)

DC Continuity:

All ports, 1A max.

DC blocks on either path optional

Passband Loss:

<0.15 dB (694 - 960 MHz)

<0.25 dB (1710 - 2170 MHz)

Input Power Rating:

250W/input avg., 3 kW peak

Impedance:

50Ω nominal

Intermod. (PIM):

-161 dBc

with 2 x +43dBm (20W) tones

Environment:

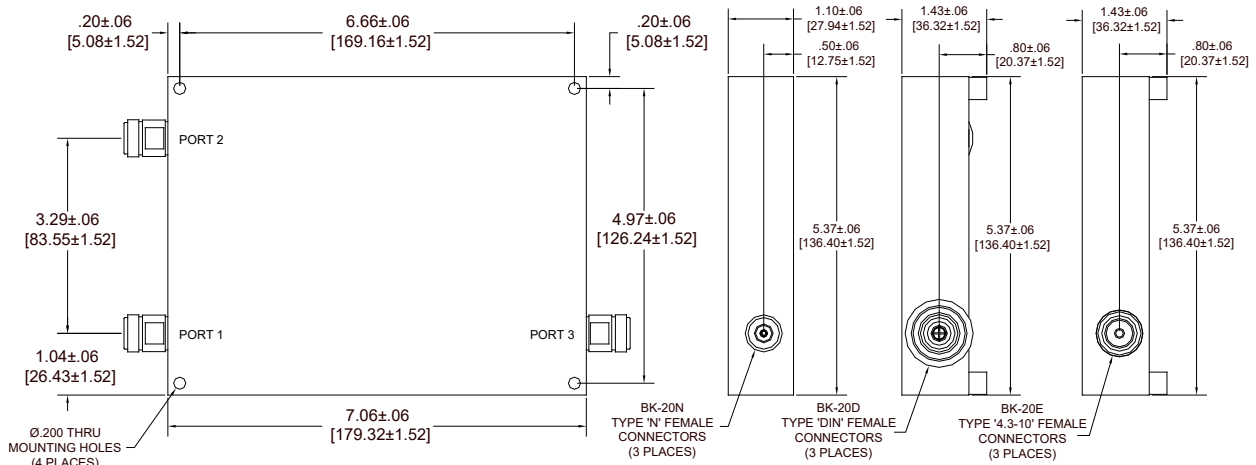

-35 to +55°C, IP67

Finish: Connectors:

Silver plated or Triplate

Housing:

Passivated Al. (Outdoor painted)



Note: Specifications are subject to change without prior notification.

06MAY2016