


NC3000 Series

10 MHz to 18 GHz



Calibrated Coaxial AWGN Noise Sources

Noisecom's NC 3000 Series calibrated AWGN noise sources embody excellent stability with temperature and voltage. They are well suited for receiver testing, noise figure measurements, and any application requiring broad bandwidth and fast switching time. The NC 3000 Series includes the NC 3100 units that feature 15.5-dB \pm 0.75 dB ENR output for noise-figure meters, and the NC 3200 Series high-output noise sources that feature output between 26 and 35 dB \pm 1 dB ENR for radar and satellite communications system testing.

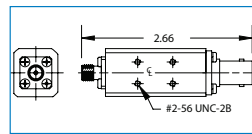
Like all Noisecom noise sources, the NC 3000 Series features hermetically sealed noise diodes and each noise source is supplied with calibration data for the full frequency band.

Features

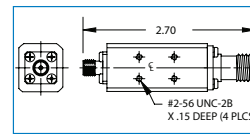
- Noise output rise and fall times less than 1 μ s
- Vswr less than 1.35:1 for units with 15.5 dB ENR
- Noise output variation with temperature less than 0.01 dB/ $^{\circ}$ C
- Noise output with voltage less than 0.1 dB/1% Δ V
- Operating temperature -55 to + 85 $^{\circ}$ C
- Storage temperature -65 to 125 $^{\circ}$ C
- Input power +28 vdc at 30 mA max

Options

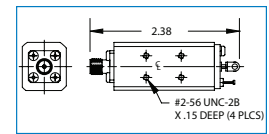
1. Packages A, B, C, F, G, H, J can be supplied with threaded mounting holes
2. Alternate sex of output connector
3. +15 VDC input voltage. (Not available on all sources, consult factory)
4. +28 VDC regulation. Stabilized output ± 2 V variation. (Consult factory for package dimensions)



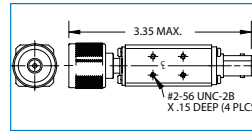
Type - A



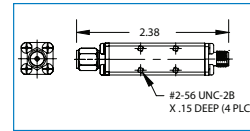
Type - B



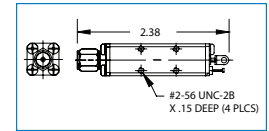
Type - C



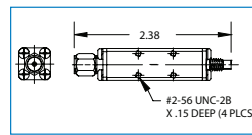
Type - D & E



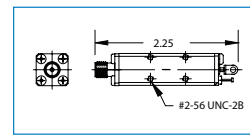
Type - F



Type - G



Type - H



Type - J

15.5 dB Noise Figure Meter Compatible Types

Mode	Frequency Range (GHz)	Noise Output ENR (dB)	Maximum VSWR ON	Calibration Frequencies
NC3101	0.01 - 8	15.5 \pm 1.0	1.35:1	10 MHz, 100 MHz, 1 GHz steps
NC3102	0.01 - 12	15.5 \pm 1.0	1.35:1	10 MHz, 100 MHz, 1 GHz steps
NC3103	1 - 12	15.5 \pm .75	1.35:1	1 GHz steps
NC3104	1 - 18	15.5 \pm .75	1.35:1	1 GHz steps
NC3105	12 - 18	15.5 \pm .75	1.35:1	1 GHz steps
NC3108	0.5 - 18	15-16 \pm 1	1.5:1	1 GHz steps

High Noise Output Types

Model	Frequency Range (GHz)	Noise Output ENR (dB)	Flatness (dB)	Calibration Frequencies
NC 3201	0.01 - 1	30-35	± 1	10, 100, 500, 1000 MHz
NC 3202	0.01 - 0.6	30-35	± 1	10, 100, 600 MHz
NC 3203	1 - 2	30-35	± 1	1, 1.5 & 2 GHz
NC 3204	2 - 4	30-35	± 1	1 GHz steps
NC 3205	4 - 8	30-35	± 1	1 GHz steps
NC 3206	8 - 12	28-33	± 1	1 GHz steps
NC 3207	12 - 18	26-32	± 1	1 GHz steps
NC 3208	1 - 18	26-32	± 1	1 GHz steps
NC 3240	2 - 40	>20		1 GHz steps

Wireless Telecom Group Inc.
 25 Eastmans Rd
 Parsippany, NJ
 United States
 Tel: +1 973 386 9696
 Fax: +1 973 386 9191
www.noisecom.com

© Copyright 2017
 All rights reserved.

N/NC3000/0117/EN
 Note: Specifications, terms and conditions are subject to change without prior notice.